



**AUSTRALIAN SUPERBIKE CHAMPIONSHIP**

**Round 2 - Hidden Valley Raceway - NT April 9 - 11**



**VIKING GROUP SUPERBIKES / SUPERSTOCK 1000 A & B**




**Practice 1**

Date: 09/04/10  
Event: P05  
Weather: Partly cloudy & humid - 30.0C  
Track: Dry - Temp: 45.7C

Started at: 10:59:47  
Laps: 30 Min  
Starters: 33  
Printed at: 13:11

**PROVISIONAL FASTEST LAPS**

Pos	No	Gr	Name	Class	Machine	Fastest Lap	On Lap	Behind Prev	Behind Leader
1	1	A	Joshua WATERS (VIC) / Team Suzuki	SB	Suzuki GSXR	1:08.757	19 of 19		
2	47	A	Wayne MAXWELL (VIC) / Demolition Plus GAS Honda Racing	SB	Honda CBR RR	1:08.962	14 of 15	.205	.205
3	5	A	Robert BUGDEN (QLD) / Team Mack Truck Suzuki	SB	Suzuki GSXR	1:09.291	17 of 18	.329	.534
4	67	A	Bryan STARING (QLD) / Cougar Bourbon Honda Racing /	SB	Honda CBR RR	1:09.510	5 of 16	.219	.753
5	19	A	Shawn GILES (VIC) / Team Suzuki	SB	Suzuki GSXR	1:09.727	17 of 18	.217	.970
6	2	A	Glenn ALLERTON (NSW) / Valvoline Superbike Team / Evolution Sports Group	SB	Honda CBR RR	1:09.807	6 of 17	.080	1.050
7	38	A	Scott CHARLTON (NSW) / Racers Edge Performance	SB	Suzuki GSXR	1:10.083	14 of 15	.276	1.326
8	86	B	Beau BEATON (NSW) / North Coast V-Twins / Agip Racing	STK	Ducati	1:10.165	4 of 15	.082	1.408
9	42	A	Shannon JOHNSON (VIC) / KTM Superbike Team / Evolution Sports Group	SB	KTM RC8	1:10.206	15 of 16	.041	1.449
10	27	A	Jamie STAUFFER (NSW) / Ducati Motologic Racing	SB	Ducati	1:10.383	15 of 15	.177	1.626
11	12	A	Ben ATTARD (QLD) / Aluma-Lite Racing	STK	Ducati	1:10.425	16 of 16	.042	1.668
12	45	B	Kris MCLAREN (VIC) / Multiclad / GAS Racing	SB	Honda CBR RR	1:10.725	6 of 11	.300	1.968
13	11	A	John ALLEN (QLD) / Aluma-Lite Racing	SB	Ducati	1:10.784	3 of 10	.059	2.027
14	69	A	Daniel STAUFFER (QLD)	SB	Aprilia RSV	1:10.848	11 of 13	.064	2.091
15	21	A	Craig McMARTIN (NSW) / North Coast V- Twins / Agip Racing	SB	Ducati	1:10.918	4 of 14	.070	2.161
16	6	A	Craig COXHELL (VIC) / CJC Racing	SB	BMW	1:11.157	9 of 16	.239	2.400
17	26	A	Chris TROUNSON (VIC) / KTM Superbike Team / Evolution Sports Group	STK	KTM RC8	1:11.322	4 of 11	.165	2.565
18	33	A	Jordan BURGESS (NSW) / Ducati Motologic Racing	SB	Ducati	1:11.656	8 of 18	.334	2.899
19	49	A	Brendan CLARKE (QLD) / Champion's Ride Days / Palfinger Australia	STK	Honda CBR RR	1:11.992	17 of 19	.336	3.235
20	18	A	Ben HENRY (WA) / Racers Edge Performance	STK	Suzuki GSXR	1:12.187	16 of 16	.195	3.430
21	32	A	Cole ODENDAAL (QLD)	STK	Aprilia RSV	1:12.795	18 of 18	.608	4.038
22	50	B	Tim COWIE (ACT) / Carcom Installations / Cando's Antennas	STK	Suzuki GSXR	1:13.095	12 of 13	.300	4.338

  
Chief Time Keeper - Scott Laing

  
Clerk of Course - Tom Williams

Computime Race Timing Systems Pty Ltd © 1996-2008  
Licensed to Computime Race Timing Systems

[www.computime.com.au](http://www.computime.com.au)

**COMPUTIME RACE TIMING SYSTEMS PTY LTD**

9 Timber Lane, Glen Waverley, Vic 3150. Ph : 0418 17 13 17

E-mail : [scott@computime.com.au](mailto:scott@computime.com.au)



2010



# AUSTRALIAN SUPERBIKE CHAMPIONSHIP

## Round 2 - Hidden Valley Raceway - NT April 9 - 11



VIKING GROUP SUPERBIKES / SUPERSTOCK 1000 A & B



### Practice 1

Date: 09/04/10  
Event: P05  
Weather: Partly cloudy & humid - 30.0C  
Track: Dry - Temp: 45.7C

Started at: 10:59:47  
Laps: 30 Min  
Starters: 33  
Printed at: 13:11

### PROVISIONAL FASTEST LAPS

Pos	No	Gr	Name	Class	Machine	Fastest Lap	On Lap	Behind Prev	Behind Leader
23	31	B	Christopher BECK (NSW) / Evermil Racing / YRD / Scorpion / Madif / Belrat	STK	Yamaha YZF-R1	1:13.362	18 of 18	.267	4.605
24	44	B	Jackson LEIGH-SMITH (QLD) / The National	STK	Aprilia RSV	1:13.545	8 of 12	.183	4.788
25	75	B	Heath BRINSLEY (VIC) / heathbrinsleyracing.com	STK	Suzuki GSXR	1:13.654	14 of 16	.109	4.897
26	77	A	Adam SENIOR (WA) / Silkolene / Causeway Honda	SB	Honda CBR RR	1:13.761	5 of 12	.107	5.004
27	43	B	Daniel MOULTON (VIC) / Vern Graham Yamaha / SW Racing	STK	Yamaha YZF-R1	1:13.915	12 of 14	.154	5.158
28	54	B	Adam CHRISTIE (SA) / Bridgeland Motorcycles	STK	Honda CBR RR	1:13.928	18 of 19	.013	5.171
29	29	B	Liam DANIELS (QLD) / Titanium Race Team	STK	Yamaha YZF-R1	1:14.683	9 of 10	.755	5.926
30	68	A	Jay NORMOYLE (VIC) / Warren & Brown Technologies	STK	Ducati	1:14.896	13 of 14	.213	6.139
31	61	B	Matthew GRIFFIN (VIC) / Griffio Racing / Rictl River / Mi-Sut / The Harp / ASR	STK	Honda CBR RR	1:15.046	5 of 10	.150	6.289
32	14	B	Craig NICHOLSON (VIC) / Titanium Race Team	STK	Yamaha YZF-R1	1:16.245	10 of 14	1.199	7.488
33	66	B	Jason MORRIS (NSW) / Longwall Haul	STK	Yamaha YZF-R1	1:16.476	14 of 14	.231	7.719

Inaugural qualifying lap record for SBK class

Inaugural qualifying lap record for STK1000AB class

The results are provisional until the end of the time limit for protests and appeals.

Chief Time Keeper - Scott Laing

Clerk of Course - Tom Williams

Computime Race Timing Systems Pty Ltd © 1996-2008  
Licensed to Computime Race Timing Systems

[www.computime.com.au](http://www.computime.com.au)

**COMPUTIME RACE TIMING SYSTEMS PTY LTD**

9 Timber Lane, Glen Waverley, Vic 3150. Ph : 0418 17 13 17

E-mail : [scott@computime.com.au](mailto:scott@computime.com.au)



# AUSTRALIAN SUPERBIKE CHAMPIONSHIP

## Round 2 - Hidden Valley Raceway - NT April 9 - 11



### VIKING GROUP SUPERBIKES / SUPERSTOCK 1000 A & B



#### Practice 1

Date: 09/04/10  
Event: P05  
Weather: Partly cloudy & humid - 30.0C  
Track: Dry - Temp: 45.7C

Started at: 10:59:47  
Laps: 30 Min  
Starters: 33  
Printed at: 13:11

### PROVISIONAL LAP TIMES

No	Name	Lap 1	Lap 2	Lap 3	Lap 4	Lap 5	Lap 6	Lap 7	Lap 8	Lap 9	Lap 10
1	Joshua WATERS (VIC)	1:26.020	1:11.683	1:10.908	1:09.593	1:09.403	3:37.293	1:43.297	1:16.978	1:09.580	4:18.371
10		1:37.072	1:09.291	1:08.823	1:09.992	1:08.771	2:31.598	1:18.590	1:09.037	<b>1:08.757</b>	
2	Glenn ALLERTON (NSW)	1:32.572	1:13.128	1:11.966	6:39.935	1:27.441	<b>1:09.807</b>	1:10.793	1:10.965	1:10.231	2:29.881
10		1:36.525	1:10.500	1:10.480	1:16.784	1:10.535	1:10.613	1:10.656			
5	Robert BUGDEN (QLD)	1:28.264	1:13.729	1:27.204	1:12.178	4:48.636	1:46.554	1:10.321	1:09.471	1:09.517	1:09.464
10		1:09.427	1:09.658	3:01.600	1:22.008	1:09.842	1:09.671	<b>1:09.291</b>	1:09.905		
6	Craig COXHELL (VIC)	1:27.105	1:14.371	1:13.767	1:11.952	1:11.734	1:11.753	7:40.176	1:25.671	<b>1:11.157</b>	1:11.691
10		1:11.187	1:11.568	1:11.449	3:01.574	1:23.169	1:11.968				
11	John ALLEN (QLD)	1:32.092	1:12.557	<b>1:10.784</b>	6:57.455	1:42.265	1:15.722	4:42.373	1:30.419	7:54.675	1:27.576
12	Ben ATTARD (QLD)	1:43.168	1:18.601	1:12.526	1:18.078	1:12.178	1:11.497	1:15.826	1:11.152	4:08.186	1:32.450
10		1:19.045	1:11.729	1:11.110	1:10.512	1:13.885	<b>1:10.425</b>				
14	Craig NICHOLSON (VIC)	1:50.851	1:17.349	1:16.609	3:51.877	1:40.031	1:18.340	1:17.796	1:17.796	1:17.271	<b>1:16.245</b>
10		7:42.377	1:37.347	1:17.088	1:16.857						
18	Ben HENRY (WA)	1:26.243	1:15.249	1:15.148	1:12.756	1:13.722	1:36.335	1:13.378	1:12.795	1:12.741	1:13.625
10		1:12.362	1:20.924	1:24.165	1:12.982	1:13.104	<b>1:12.187</b>				
19	Shawn GILES (VIC)	1:26.795	1:13.784	1:11.508	1:13.462	1:12.279	1:11.492	1:10.791	1:11.224	4:02.694	1:40.752
10		1:12.066	1:11.420	1:11.116	2:49.844	1:24.610	1:09.884	<b>1:09.727</b>	1:10.094		
21	Craig McMARTIN (NSW)	1:31.375	1:12.467	1:11.345	<b>1:10.918</b>	1:11.682	3:53.703	1:36.052	1:12.030	1:11.290	4:52.861
10		1:33.737	1:11.523	1:41.195	1:11.098						
26	Chris TROUNSON (VIC)	1:28.067	2:04.415	1:17.921	<b>1:11.322</b>	1:11.494	1:11.437	3:46.251	1:24.397	3:19.607	1:18.542
10		1:14.138									
27	Jamie STAUFFER (NSW)	1:24.274	1:12.948	4:51.391	1:20.054	1:10.694	1:10.477	1:10.629	1:10.386	5:50.309	1:40.294
10		2:46.607	1:24.006	3:00.412	1:25.118	<b>1:10.383</b>					
29	Liam DANIELS (QLD)	1:26.309	1:17.203	1:15.779	1:15.282	1:14.730	1:15.497	5:14.867	1:24.037	<b>1:14.683</b>	1:16.253
31	Christopher BECK (NSW)	1:41.231	1:22.343	1:15.629	1:14.396	1:14.030	3:07.411	1:33.513	1:15.858	1:14.326	2:44.778
10		1:31.073	1:17.207	1:13.805	1:14.224	1:13.905	2:38.747	1:26.882	<b>1:13.362</b>		
32	Cole ODENDAAL (QLD)	1:28.796	1:15.117	1:14.073	1:14.157	1:14.147	2:58.753	1:30.523	1:14.149	1:14.101	1:13.559
10		1:14.242	2:22.776	1:26.146	1:13.835	1:13.217	1:13.404	1:13.767	<b>1:12.795</b>		
33	Jordan BURGESS (NSW)	1:26.539	1:14.141	1:13.433	1:12.976	4:07.353	1:25.400	1:12.862	<b>1:11.656</b>	2:30.968	1:21.220
10		2:10.661	1:21.251	1:12.531	1:12.190	1:12.816	3:34.045	1:20.557	1:12.011		
38	Scott CHARLTON (NSW)	1:30.299	1:12.802	1:10.912	1:10.236	1:10.625	1:10.176	4:31.869	1:26.712	1:10.833	3:06.839
10		1:26.991	1:10.555	1:10.988	<b>1:10.083</b>	1:10.230					
42	Shannon JOHNSON (VIC)	1:41.323	1:14.504	1:12.387	3:56.722	1:28.817	1:11.140	1:11.022	1:10.870	1:10.900	1:10.588
10		4:55.354	1:41.167	1:13.421	1:10.893	<b>1:10.206</b>	1:10.246				
43	Daniel MOULTON (VIC)	1:18.687	1:15.988	1:14.685	1:14.759	1:14.355	1:14.410	1:14.044	6:11.129	1:29.120	1:15.814

Chief Time Keeper - Scott Laing

Clerk of Course - Tom Williams

Computime Race Timing Systems Pty Ltd © 1996-2008  
Licensed to Computime Race Timing Systems

[www.computime.com.au](http://www.computime.com.au)

**COMPUTIME RACE TIMING SYSTEMS PTY LTD**

9 Timber Lane, Glen Waverley, Vic 3150. Ph : 0418 17 13 17

E-mail : [scott@computime.com.au](mailto:scott@computime.com.au)



**AUSTRALIAN SUPERBIKE CHAMPIONSHIP**

**Round 2 - Hidden Valley Raceway - NT April 9 - 11**



**VIKING GROUP SUPERBIKES / SUPERSTOCK 1000 A & B**



**Practice 1**


Date: 09/04/10  
Event: P05  
Weather: Partly cloudy & humid - 30.0C  
Track: Dry - Temp: 45.7C

Started at: 10:59:47  
Laps: 30 Min  
Starters: 33  
Printed at: 13:11

**PROVISIONAL LAP TIMES**

No	Name	Lap 1	Lap 2	Lap 3	Lap 4	Lap 5	Lap 6	Lap 7	Lap 8	Lap 9	Lap 10
44	Jackson LEIGH-SMITH (QLD)	1:14.354	<b>1:13.915</b>	1:14.235	1:14.027						
		1:41.139	1:16.070	1:14.005	1:13.856	2:48.436	1:24.216	1:13.905	<b>1:13.545</b>	1:14.248	1:14.585
45	Kris MCLAREN (VIC)	1:14.548	1:14.103								
		1:23.099	1:11.354	1:15.089	1:13.414	1:11.781	<b>1:10.725</b>	1:11.516	4:16.573	1:24.766	1:11.082
47	Wayne MAXWELL (VIC)	1:12.901									
		1:28.868	1:12.454	1:10.281	1:09.423	8:30.431	1:21.943	1:11.063	1:09.686	1:09.345	1:09.387
49	Brendan CLARKE (QLD)	1:12.901									
		4:52.635	1:21.620	1:09.404	<b>1:08.962</b>	1:09.539					
50	Tim COWIE (ACT)	1:27.540	1:13.677	1:13.157	1:12.725	1:12.375	1:12.380	1:12.329	1:12.524	4:59.716	1:20.011
		1:12.526	1:12.423	1:13.746	1:12.207	1:12.410	1:12.040	<b>1:11.992</b>	1:12.371	1:12.323	
54	Adam CHRISTIE (SA)	1:18.071	1:14.636	1:13.508	1:13.943	1:13.500	1:13.700	1:13.855	9:10.051	1:25.903	1:13.854
		1:13.266	<b>1:13.095</b>	1:13.178							
61	Matthew GRIFFIN (VIC)	1:30.115	1:18.436	1:16.395	1:14.912	1:14.973	1:16.800	2:30.110	1:23.410	1:15.862	1:15.289
66	Jason MORRIS (NSW)	1:15.410	1:14.610	1:14.404	5:28.610	1:36.305	1:14.894	1:14.882	<b>1:13.928</b>	1:15.494	
67	Bryan STARING (QLD)	1:28.205	1:19.286	1:16.486	1:15.780	<b>1:15.046</b>	1:15.345	5:08.420	1:28.173	1:16.573	1:16.503
		1:32.713	1:22.323	1:22.347	1:22.418	1:18.663	4:15.121	1:28.130	1:20.543	1:16.875	1:16.667
68	Jay NORMOYLE (VIC)	1:18.790	1:31.305	1:16.504	<b>1:16.476</b>						
		1:26.603	1:12.068	1:10.697	1:10.129	<b>1:09.510</b>	1:09.554	4:16.279	1:28.372	1:10.031	1:09.973
69	Daniel STAUFFER (QLD)	1:09.690	3:04.181	1:25.510	1:10.512	1:10.930	1:09.940				
		1:33.450	1:17.472	1:16.552	1:16.172	3:45.831	1:32.231	1:15.130	1:15.704	1:15.611	4:55.170
75	Heath BRINSLEY (VIC)	1:47.364	1:17.003	<b>1:14.896</b>	1:15.246						
		1:27.461	1:12.244	1:11.073	1:15.906	9:43.711	1:28.533	1:12.447	1:10.866	1:11.616	1:11.005
77	Adam SENIOR (WA)	10	<b>1:10.848</b>	1:11.205	1:11.099						
		1:15.239	1:14.077	1:14.003	3:22.241	1:26.563	1:14.658	1:14.556	1:14.965	3:32.151	1:28.315
86	Beau BEATON (NSW)	10	2:32.110	1:32.112	1:14.246	<b>1:13.654</b>	2:22.157	1:22.894			
		1:43.152	1:16.435	1:15.628	1:15.176	<b>1:13.761</b>	<b>1:13.761</b>	3:21.478	1:24.709	1:14.378	1:14.134
		1:14.314	1:13.955								
		1:26.194	1:13.396	1:10.452	<b>1:10.165</b>	1:10.688	2:59.787	1:23.594	2:34.639	1:25.773	1:13.075
		1:10.962	1:11.165	3:53.582	1:31.190	1:11.366					

The results are provisional until the end of the time limit for protests and appeals.

  
Chief Time Keeper - Scott Laing

  
Clerk of Course - Tom Williams

Computime Race Timing Systems Pty Ltd © 1996-2008  
Licensed to Computime Race Timing Systems

[www.computime.com.au](http://www.computime.com.au)

**COMPUTIME RACE TIMING SYSTEMS PTY LTD**  
9 Timber Lane, Glen Waverley, Vic 3150. Ph : 0418 17 13 17  
E-mail : [scott@computime.com.au](mailto:scott@computime.com.au)



# AUSTRALIAN SUPERBIKE CHAMPIONSHIP

## Round 2 - Hidden Valley Raceway - NT April 9 - 11



### VIKING GROUP SUPERBIKES / SUPERSTOCK 1000 A & B



#### Practice 1

Date: 09/04/10  
Event: P05  
Weather: Partly cloudy & humid - 30.0C  
Track: Dry - Temp: 45.7C

Started at: 10:59:47  
Laps: 30 Min  
Starters: 33  
Printed at: 13:11

### PROVISIONAL FASTEST LAPS SEQUENCE

Race Time	No	Name	Machine	Fastest Lap	On Lap
1:29.907	5	Robert BUGDEN (QLD)	Suzuki GSXR	1:28.264	1
1:30.057	69	Daniel STAUFFER (QLD)	Aprilia RSV	1:27.461	1
1:30.563	86	Beau BEATON (NSW)	Ducati	1:26.194	1
1:36.256	27	Jamie STAUFFER (NSW)	Ducati	1:24.274	1
2:42.301	69	Daniel STAUFFER (QLD)	Aprilia RSV	1:12.244	2
2:47.727	67	Bryan STARING (QLD)	Honda CBR RR	1:12.068	2
3:05.666	1	Joshua WATERS (VIC)	Suzuki GSXR	1:11.683	2
3:53.374	69	Daniel STAUFFER (QLD)	Aprilia RSV	1:11.073	3
3:54.411	86	Beau BEATON (NSW)	Ducati	1:10.452	3
4:43.059	47	Wayne MAXWELL (VIC)	Honda CBR RR	1:10.281	3
5:04.576	86	Beau BEATON (NSW)	Ducati	1:10.165	4
5:08.553	67	Bryan STARING (QLD)	Honda CBR RR	1:10.129	4
5:26.167	1	Joshua WATERS (VIC)	Suzuki GSXR	1:09.593	4
5:52.482	47	Wayne MAXWELL (VIC)	Honda CBR RR	1:09.423	4
6:35.570	1	Joshua WATERS (VIC)	Suzuki GSXR	1:09.403	5
19:14.950	47	Wayne MAXWELL (VIC)	Honda CBR RR	1:09.345	9
21:27.452	1	Joshua WATERS (VIC)	Suzuki GSXR	1:09.291	12
22:36.275	1	Joshua WATERS (VIC)	Suzuki GSXR	1:08.823	13
24:55.038	1	Joshua WATERS (VIC)	Suzuki GSXR	1:08.771	15
31:03.020	1	Joshua WATERS (VIC)	Suzuki GSXR	1:08.757	19

The results are provisional until the end of the time limit for protests and appeals.

Chief Time Keeper - Scott Laing

Clerk of Course - Tom Williams

Computime Race Timing Systems Pty Ltd © 1996-2008  
Licensed to Computime Race Timing Systems

[www.computime.com.au](http://www.computime.com.au)

**COMPUTIME RACE TIMING SYSTEMS PTY LTD**

9 Timber Lane, Glen Waverley, Vic 3150. Ph : 0418 17 13 17

E-mail : [scott@computime.com.au](mailto:scott@computime.com.au)



## AUSTRALIAN SUPERBIKE CHAMPIONSHIP

### Round 2 - Hidden Valley Raceway - NT April 9 - 11



#### VIKING GROUP SUPERBIKES / SUPERSTOCK 1000 A & B



#### Practice 1

Date: 09/04/10  
 Event: P05  
 Weather: Partly cloudy & humid - 30.0C  
 Track: Dry - Temp: 45.7C

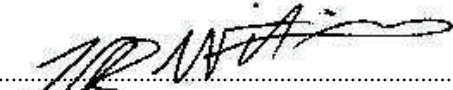
Started at: 10:59:47  
 Laps: 30 Min  
 Starters: 33  
 Printed at: 13:11

#### PROVISIONAL SPLIT TIMES

Lap	Split 1	Split 2	Split 3	Lap Time	Lap	Split 1	Split 2	Split 3	Lap Time
<b>1 Joshua WATERS (VIC) (1st)</b>					<b>38 Scott CHARLTON (NSW) (7th)</b>				
1	36.214	26.717	23.089	1:26.020	1	39.529	26.899	23.871	1:30.299
2	23.634	25.120	22.929	1:11.683	2	23.493	24.874	24.435	1:12.802
3	22.437	25.698	22.773	1:10.908	3	22.911	24.673	23.328	1:10.912
4	22.737	24.275	22.581	1:09.593	4	<b>22.768</b>	24.668	<b>22.800</b>	1:10.236
5	22.402	24.471	22.530	1:09.403	5	23.312	24.494	22.819	1:10.625
6	24.837	25.737	2:46.719	3:37.293	6	22.966	<b>24.363</b>	22.847	1:10.176
7	51.080	28.900	23.317	1:43.297	7	26.232	27.621	3:38.016	4:31.869
8	22.767	24.801	29.410	1:16.978	8	38.304	25.107	23.301	1:26.712
9	22.734	24.381	22.465	1:09.580	9	23.306	24.609	22.918	1:10.833
10	22.838	25.924	3:29.609	4:18.371	10	22.920	24.810	2:19.109	3:06.839
11	47.171	27.008	22.893	1:37.072	11	38.724	24.867	23.400	1:26.991
12	22.453	24.219	22.619	1:09.291	12	23.056	24.659	22.840	1:10.555
13	<b>22.115</b>	24.078	22.630	1:08.823	13	22.888	24.536	23.564	1:10.988
14	22.214	24.391	23.387	1:09.992	14	22.866	24.415	22.802	<b>1:10.083</b>
15	22.333	24.074	<b>22.364</b>	1:08.771	15	22.886	24.431	22.913	1:10.230
16	22.704	27.799	1:41.095	2:31.598	<b>42 Shannon JOHNSON (VIC) (9th)</b>				
17	31.311	24.663	22.616	1:18.590	1	47.751	28.855	24.717	1:41.323
18	22.386	24.197	22.454	1:09.037	2	25.076	25.978	23.450	1:14.504
19	22.350	<b>24.034</b>	22.373	<b>1:08.757</b>	3	24.135	25.235	23.017	1:12.387
<b>2 Glenn ALLERTON (NSW) (6th)</b>					4	26.894	29.467	3:00.361	3:56.722
1	35.924	32.884	23.764	1:32.572	5	37.583	26.959	24.275	1:28.817
2	23.969	25.613	23.546	1:13.128	6	23.406	24.831	22.903	1:11.140
3	23.183	25.160	23.623	1:11.966	7	23.033	24.699	23.290	1:11.022
4	23.254	24.852	5:51.829	6:39.935	8	23.183	24.810	22.877	1:10.870
5	39.286	25.240	22.915	1:27.441	9	22.873	24.819	23.208	1:10.900
6	22.840	<b>24.264</b>	<b>22.703</b>	<b>1:09.807</b>	10	22.948	24.846	<b>22.794</b>	1:10.588
7	23.180	24.784	22.829	1:10.793	11	28.155	29.891	3:57.308	4:55.354
8	22.925	24.442	23.598	1:10.965	12	41.321	32.007	27.839	1:41.167
9	<b>22.681</b>	24.743	22.807	1:10.231	13	25.341	25.122	22.958	1:13.421
10	22.730	24.474	1:42.677	2:29.881	14	23.019	24.644	23.230	1:10.893
11	45.545	27.613	23.367	1:36.525	15	22.819	<b>24.519</b>	22.868	<b>1:10.206</b>
12	23.189	24.557	22.754	1:10.500	16	<b>22.714</b>	24.530	23.002	1:10.246
13	22.745	24.481	23.254	1:10.480	<b>43 Daniel MOULTON (VIC) (27th)</b>				
14	25.648	28.378	22.758	1:16.784	1	2:16.262	30.688	27.928	3:14.878
15	22.971	24.687	22.877	1:10.535	2	25.931	27.186	25.570	1:18.687
16	22.823	24.707	23.083	1:10.613	3	24.778	26.557	24.653	1:15.988
17	22.933	24.770	22.953	1:10.656	4	24.246	25.704	24.735	1:14.685
<b>5 Robert BUGDEN (QLD) (3rd)</b>					5	24.417	25.878	24.464	1:14.759
1	35.417	28.392	24.455	1:28.264	6	24.242	25.457	24.656	1:14.355



Chief Time Keeper - Scott Laing



Clerk of Course - Tom Williams

Computime Race Timing Systems Pty Ltd © 1996-2008  
 Licensed to Computime Race Timing Systems

[www.computime.com.au](http://www.computime.com.au)

**COMPUTIME RACE TIMING SYSTEMS PTY LTD**

9 Timber Lane, Glen Waverley, Vic 3150. Ph : 0418 17 13 17

E-mail : [scott@computime.com.au](mailto:scott@computime.com.au)



## AUSTRALIAN SUPERBIKE CHAMPIONSHIP

### Round 2 - Hidden Valley Raceway - NT April 9 - 11



#### VIKING GROUP SUPERBIKES / SUPERSTOCK 1000 A & B



#### Practice 1

Date: 09/04/10  
 Event: P05  
 Weather: Partly cloudy & humid - 30.0C  
 Track: Dry - Temp: 45.7C

Started at: 10:59:47  
 Laps: 30 Min  
 Starters: 33  
 Printed at: 13:11

#### PROVISIONAL SPLIT TIMES

Lap	Split 1	Split 2	Split 3	Lap Time	Lap	Split 1	Split 2	Split 3	Lap Time
2	24.725	25.698	23.306	1:13.729	7	24.256	25.628	24.526	1:14.410
3	25.613	25.463	36.128	1:27.204	8	<b>23.858</b>	25.697	24.489	1:14.044
4	24.240	24.943	22.995	1:12.178	9	24.788	37.479	5:08.862	6:11.129
5	22.791	24.474	4:01.371	4:48.636	10	36.594	26.447	26.079	1:29.120
6	52.815	30.150	23.589	1:46.554	11	24.961	25.893	24.960	1:15.814
7	23.309	24.505	22.507	1:10.321	12	24.251	25.720	24.383	1:14.354
8	22.764	24.202	22.505	1:09.471	13	24.225	25.611	<b>24.079</b>	<b>1:13.915</b>
9	22.659	24.377	22.481	1:09.517	14	24.411	<b>25.422</b>	24.402	1:14.235
10	<b>22.389</b>	24.355	22.720	1:09.464	15	24.315	25.503	24.209	1:14.027
11	22.735	24.247	<b>22.445</b>	1:09.427	<b>44 Jackson LEIGH-SMITH (QLD) (24th)</b>				
12	22.664	24.353	22.641	1:09.658	1	49.307	27.267	24.565	1:41.139
13	22.626	25.507	2:13.467	3:01.600	2	24.582	25.808	25.680	1:16.070
14	33.465	25.317	23.226	1:22.008	3	24.574	<b>25.344</b>	24.087	1:14.005
15	22.818	24.383	22.641	1:09.842	4	24.168	25.464	24.224	1:13.856
16	22.860	24.333	22.478	1:09.671	5	24.636	26.026	1:57.774	2:48.436
17	22.603	<b>24.150</b>	22.538	<b>1:09.291</b>	6	33.766	26.004	24.446	1:24.216
18	22.752	24.541	22.612	1:09.905	7	24.471	25.524	23.910	1:13.905
<b>6 Craig COXHELL (VIC) (16th)</b>					8	<b>24.083</b>	25.431	24.031	<b>1:13.545</b>
1	35.340	27.523	24.242	1:27.105	9	24.632	25.780	23.836	1:14.248
2	24.673	25.981	23.717	1:14.371	10	24.771	25.996	<b>23.818</b>	1:14.585
3	23.791	25.530	24.446	1:13.767	11	24.555	25.347	24.646	1:14.548
4	23.332	25.255	23.365	1:11.952	12	24.502	25.353	24.248	1:14.103
5	23.232	25.171	23.331	1:11.734	<b>45 Kris MCLAREN (VIC) (12th)</b>				
6	23.264	25.178	23.311	1:11.753	1	33.196	26.375	23.528	1:23.099
7	29.249	31.375	6:39.552	7:40.176	2	23.585	24.637	23.132	1:11.354
8	33.319	28.758	23.594	1:25.671	3	23.580	26.556	24.953	1:15.089
9	23.323	24.848	<b>22.986</b>	<b>1:11.157</b>	4	24.042	25.659	23.713	1:13.414
10	23.175	25.208	23.308	1:11.691	5	23.444	25.101	23.236	1:11.781
11	<b>23.073</b>	<b>24.846</b>	23.268	1:11.187	6	23.180	24.806	<b>22.739</b>	<b>1:10.725</b>
12	23.242	24.993	23.333	1:11.568	7	23.539	25.045	22.932	1:11.516
13	23.132	25.017	23.300	1:11.449	8	<b>23.066</b>	24.543	3:28.964	4:16.573
14	27.147	28.602	2:05.825	3:01.574	9	33.061	27.851	23.854	1:24.766
15	31.194	28.465	23.510	1:23.169	10	23.441	<b>24.480</b>	23.161	1:11.082
16	23.354	25.228	23.386	1:11.968	11	23.843	25.458	23.600	1:12.901
<b>11 John ALLEN (QLD) (13th)</b>					<b>47 Wayne MAXWELL (VIC) (2nd)</b>				
1	39.402	27.550	25.140	1:32.092	1	34.970	29.073	24.825	1:28.868
2	23.851	25.174	23.532	1:12.557	2	24.085	25.172	23.197	1:12.454
3	<b>23.253</b>	<b>24.503</b>	<b>23.028</b>	<b>1:10.784</b>	3	22.974	24.568	22.739	1:10.281
4	23.524	25.903	6:08.028	6:57.455	4	22.588	24.271	22.564	1:09.423
5	43.422	32.878	25.965	1:42.265					

Chief Time Keeper - Scott Laing

Clerk of Course - Tom Williams

Computime Race Timing Systems Pty Ltd © 1996-2008  
 Licensed to Computime Race Timing Systems

[www.computime.com.au](http://www.computime.com.au)

**COMPUTIME RACE TIMING SYSTEMS PTY LTD**

9 Timber Lane, Glen Waverley, Vic 3150. Ph : 0418 17 13 17

E-mail : [scott@computime.com.au](mailto:scott@computime.com.au)



## AUSTRALIAN SUPERBIKE CHAMPIONSHIP

### Round 2 - Hidden Valley Raceway - NT April 9 - 11



#### VIKING GROUP SUPERBIKES / SUPERSTOCK 1000 A & B



#### Practice 1

Date: 09/04/10  
 Event: P05  
 Weather: Partly cloudy & humid - 30.0C  
 Track: Dry - Temp: 45.7C

Started at: 10:59:47  
 Laps: 30 Min  
 Starters: 33  
 Printed at: 13:11

#### PROVISIONAL SPLIT TIMES

Lap	Split 1	Split 2	Split 3	Lap Time	Lap	Split 1	Split 2	Split 3	Lap Time
6	25.081	26.016	24.625	1:15.722	5	22.696	24.715	7:43.020	8:30.431
7	25.105	26.005	3:51.263	4:42.373	6	31.316	26.613	24.014	1:21.943
8	39.739	26.933	23.747	1:30.419	7	23.179	24.713	23.171	1:11.063
9	24.022	24.821	7:05.832	7:54.675	8	22.923	24.160	22.603	1:09.686
10	38.645	25.465	23.466	1:27.576	9	<u>22.497</u>	24.273	22.575	1:09.345
					10	22.611	24.178	22.598	1:09.387
<b>12 Ben ATTARD (QLD) (11th)</b>					11	26.811	29.825	3:55.999	4:52.635
1	43.292	33.492	26.384	1:43.168	12	32.092	26.105	23.423	1:21.620
2	26.545	27.292	24.764	1:18.601	13	22.924	24.051	22.429	1:09.404
3	23.878	25.395	23.253	1:12.526	14	22.531	24.026	<u>22.405</u>	<u>1:08.962</u>
4	26.178	28.199	23.701	1:18.078	15	22.546	<u>23.916</u>	23.077	1:09.539
5	23.251	24.898	24.029	1:12.178					
6	23.364	24.875	23.258	1:11.497	<b>49 Brendan CLARKE (QLD) (19th)</b>				
7	25.021	27.114	23.691	1:15.826	1	35.342	27.511	24.687	1:27.540
8	23.311	24.766	23.075	1:11.152	2	24.290	25.490	23.897	1:13.677
9	26.279	26.824	3:15.083	4:08.186	3	23.966	25.165	24.026	1:13.157
10	34.958	32.159	25.333	1:32.450	4	23.879	25.225	23.621	1:12.725
11	27.635	28.042	23.368	1:19.045	5	23.746	25.045	23.584	1:12.375
12	23.351	25.097	23.281	1:11.729	6	23.845	24.791	23.744	1:12.380
13	23.176	24.916	23.018	1:11.110	7	23.788	24.839	23.702	1:12.329
14	22.993	24.633	<u>22.886</u>	1:10.512	8	23.782	25.018	23.724	1:12.524
15	24.434	26.130	23.321	1:13.885	9	23.783	24.659	4:11.274	4:59.716
16	<u>22.926</u>	<u>24.577</u>	22.922	<u>1:10.425</u>	10	31.090	25.103	23.818	1:20.011
					11	23.991	24.969	<u>23.566</u>	1:12.526
<b>14 Craig NICHOLSON (VIC) (32th)</b>					12	24.120	24.714	23.589	1:12.423
1	56.687	28.491	25.673	1:50.851	13	24.160	25.564	24.022	1:13.746
2	25.162	26.926	25.261	1:17.349	14	23.766	24.750	23.691	1:12.207
3	24.934	<u>26.587</u>	25.088	1:16.609	15	23.847	24.883	23.680	1:12.410
4	25.036	27.489	2:59.352	3:51.877	16	23.830	<u>24.641</u>	23.569	1:12.040
5	47.085	27.667	25.279	1:40.031	17	<u>23.697</u>	24.717	23.578	<u>1:11.992</u>
6	25.335	27.350	25.655	1:18.340	18	23.813	24.791	23.767	1:12.371
7	25.127	27.334	25.335	1:17.796	19	23.859	24.720	23.744	1:12.323
8	24.870	27.251	25.675	1:17.796					
9	25.284	26.854	25.133	1:17.271	<b>50 Tim COWIE (ACT) (22th)</b>				
10	<u>24.553</u>	26.722	24.970	<u>1:16.245</u>	1	2:17.692	31.891	26.073	3:15.656
11	26.016	27.438	6:48.923	7:42.377	2	25.455	27.194	25.422	1:18.071
12	44.521	27.398	25.428	1:37.347	3	24.690	25.837	24.109	1:14.636
13	25.187	26.899	25.002	1:17.088	4	24.110	25.548	23.850	1:13.508
14	25.103	26.883	<u>24.871</u>	1:16.857	5	24.103	25.704	24.136	1:13.943
					6	24.118	<u>25.452</u>	23.930	1:13.500
<b>18 Ben HENRY (WA) (20th)</b>					7	24.104	25.720	23.876	1:13.700
1	35.137	26.930	24.176	1:26.243	8	23.998	26.025	23.832	1:13.855

Chief Time Keeper - Scott Laing

Clerk of Course - Tom Williams

Computime Race Timing Systems Pty Ltd © 1996-2008  
Licensed to Computime Race Timing Systems

[www.computime.com.au](http://www.computime.com.au)

COMPUTIME RACE TIMING SYSTEMS PTY LTD

9 Timber Lane, Glen Waverley, Vic 3150. Ph : 0418 17 13 17

E-mail : [scott@computime.com.au](mailto:scott@computime.com.au)



## AUSTRALIAN SUPERBIKE CHAMPIONSHIP

### Round 2 - Hidden Valley Raceway - NT April 9 - 11



#### VIKING GROUP SUPERBIKES / SUPERSTOCK 1000 A & B



#### Practice 1

Date: 09/04/10  
 Event: P05  
 Weather: Partly cloudy & humid - 30.0C  
 Track: Dry - Temp: 45.7C

Started at: 10:59:47  
 Laps: 30 Min  
 Starters: 33  
 Printed at: 13:11

#### PROVISIONAL SPLIT TIMES

Lap	Split 1	Split 2	Split 3	Lap Time	Lap	Split 1	Split 2	Split 3	Lap Time
2	24.557	26.294	24.398	1:15.249	9	26.440	27.828	8:15.783	9:10.051
3	23.961	26.406	24.781	1:15.148	10	35.243	26.344	24.316	1:25.903
4	23.905	25.363	23.488	1:12.756	11	24.076	25.831	23.947	1:13.854
5	24.073	26.098	23.551	1:13.722	12	<u>23.715</u>	25.756	<u>23.795</u>	1:13.266
6	<u>23.517</u>	48.329	24.489	1:36.335	13	23.730	25.490	23.875	<u>1:13.095</u>
7	24.368	25.334	23.676	1:13.378	14	23.804	25.478	23.896	1:13.178
8	24.031	25.229	23.535	1:12.795					
9	23.775	25.144	23.822	1:12.741					
10	23.600	25.620	24.405	1:13.625					
11	23.775	<u>24.969</u>	23.618	1:12.362					
12	26.805	28.443	10:25.67 6	11:20.924					
13	33.644	26.414	24.107	1:24.165					
14	23.959	25.290	23.733	1:12.982					
15	24.230	25.277	23.597	1:13.104					
16	23.766	24.994	<u>23.427</u>	<u>1:12.187</u>					
<b>19 Shawn GILES (VIC) (5th)</b>									
1	35.486	27.746	23.563	1:26.795					
2	23.468	26.860	23.456	1:13.784					
3	23.231	25.114	23.163	1:11.508					
4	23.176	25.990	24.296	1:13.462					
5	23.464	25.402	23.413	1:12.279					
6	23.025	24.822	23.645	1:11.492					
7	22.935	24.816	23.040	1:10.791					
8	23.163	24.946	23.115	1:11.224					
9	25.533	25.253	3:11.908	4:02.694					
10	47.820	29.348	23.584	1:40.752					
11	23.626	25.434	23.006	1:12.066					
12	23.438	24.988	22.994	1:11.420					
13	23.204	24.884	23.028	1:11.116					
14	23.257	25.418	2:01.169	2:49.844					
15	36.145	25.508	22.957	1:24.610					
16	22.873	<u>24.322</u>	22.689	1:09.884					
17	<u>22.649</u>	24.435	<u>22.643</u>	<u>1:09.727</u>					
18	22.768	24.444	22.882	1:10.094					
<b>54 Adam CHRISTIE (SA) (28th)</b>									
1	36.436	27.725	25.954	1:30.115					
2	25.522	27.507	25.407	1:18.436					
3	24.763	26.595	25.037	1:16.395					
4	24.265	26.003	24.644	1:14.912					
5	24.430	25.807	24.736	1:14.973					
6	24.633	26.944	25.223	1:16.800					
7	24.998	26.330	1:38.782	2:30.110					
8	32.308	26.030	25.072	1:23.410					
9	25.009	26.280	24.573	1:15.862					
10	24.514	26.016	24.759	1:15.289					
11	24.620	26.011	24.779	1:15.410					
12	24.542	25.597	24.471	1:14.610					
13	24.407	25.578	24.419	1:14.404					
14	30.470	28.418	4:29.722	5:28.610					
15	40.249	27.727	28.329	1:36.305					
16	24.614	25.673	24.607	1:14.894					
17	24.332	25.836	24.714	1:14.882					
18	<u>24.198</u>	<u>25.528</u>	<u>24.202</u>	<u>1:13.928</u>					
19	24.513	26.482	24.499	1:15.494					
<b>61 Matthew GRIFFIN (VIC) (31th)</b>									
1	35.562	27.559	25.084	1:28.205					
2	26.343	27.830	25.113	1:19.286					
3	25.082	26.773	24.631	1:16.486					
4	24.819	26.220	24.741	1:15.780					
5	<u>24.634</u>	25.990	<u>24.422</u>	<u>1:15.046</u>					
6	24.890	<u>25.981</u>	24.474	1:15.345					
7	25.205	27.451	4:15.764	5:08.420					
8	35.990	26.886	25.297	1:28.173					
9	25.046	26.495	25.032	1:16.573					
10	25.191	26.845	24.467	1:16.503					
<b>66 Jason MORRIS (NSW) (33th)</b>									

Chief Time Keeper - Scott Laing

Clerk of Course - Tom Williams

Computime Race Timing Systems Pty Ltd © 1996-2008  
Licensed to Computime Race Timing Systems

[www.computime.com.au](http://www.computime.com.au)

COMPUTIME RACE TIMING SYSTEMS PTY LTD

9 Timber Lane, Glen Waverley, Vic 3150. Ph : 0418 17 13 17

E-mail : [scott@computime.com.au](mailto:scott@computime.com.au)



## AUSTRALIAN SUPERBIKE CHAMPIONSHIP

### Round 2 - Hidden Valley Raceway - NT April 9 - 11



#### VIKING GROUP SUPERBIKES / SUPERSTOCK 1000 A & B




#### Practice 1


Date: 09/04/10  
 Event: P05  
 Weather: Partly cloudy & humid - 30.0C  
 Track: Dry - Temp: 45.7C

Started at: 10:59:47  
 Laps: 30 Min  
 Starters: 33  
 Printed at: 13:11

#### PROVISIONAL SPLIT TIMES

Lap	Split 1	Split 2	Split 3	Lap Time	Lap	Split 1	Split 2	Split 3	Lap Time
5	23.334	25.134	23.214	1:11.682	1	35.752	29.897	27.064	1:32.713
6	27.071	26.759	2:59.873	3:53.703	2	29.274	27.609	25.440	1:22.323
7	42.847	29.384	23.821	1:36.052	3	27.445	29.349	25.553	1:22.347
8	23.702	25.115	23.213	1:12.030	4	30.162	27.198	25.058	1:22.418
9	23.470	<u>24.786</u>	23.034	1:11.290	5	26.920	26.613	25.130	1:18.663
10	23.341	4:29.520		4:52.861	6	25.842	31.355	3:17.924	4:15.121
11	43.353	26.927	23.457	1:33.737	7	34.029	28.330	25.771	1:28.130
12	23.453	25.070	23.000	1:11.523	8	25.712	29.514	25.317	1:20.543
13	48.564	29.192	23.439	1:41.195	9	25.426	26.706	<u>24.743</u>	1:16.875
14	23.218	24.882	22.998	1:11.098	10	25.430	<u>26.274</u>	24.963	1:16.667
					11	26.972	26.833	24.985	1:18.790
					12	25.717	35.038	30.550	1:31.305
<b>26 Chris TROUNSON (VIC) (17th)</b>					13	25.168	26.378	24.958	1:16.504
1	36.065	27.413	24.589	1:28.067	14	<u>25.006</u>	26.562	24.908	<u>1:16.476</u>
2	23.817	25.648	1:14.950	2:04.415					
3	29.511	25.040	23.370	1:17.921					
4	<u>23.111</u>	24.952	<u>23.259</u>	<u>1:11.322</u>	<b>67 Bryan STARING (QLD) (4th)</b>				
5	23.214	25.011	23.269	1:11.494	1	36.602	26.714	23.287	1:26.603
6	23.281	<u>24.868</u>	23.288	1:11.437	2	23.440	25.776	22.852	1:12.068
7	24.753	26.632	2:54.866	3:46.251	3	22.924	24.333	23.440	1:10.697
8	29.147	31.604	23.646	1:24.397	4	<u>22.720</u>	<u>24.157</u>	23.252	1:10.129
9	23.594	26.035	2:29.978	3:19.607	5	22.800	24.270	<u>22.440</u>	<u>1:09.510</u>
10	29.389	25.597	23.556	1:18.542	6	22.859	24.201	22.494	1:09.554
11	24.082	26.748	23.308	1:14.138	7	22.904	24.917	3:28.458	4:16.279
					8	39.436	25.792	23.144	1:28.372
<b>27 Jamie STAUFFER (NSW) (10th)</b>					9	22.997	24.414	22.620	1:10.031
1	34.412	26.632	23.230	1:24.274	10	23.023	24.326	22.624	1:09.973
2	23.601	25.391	23.956	1:12.948	11	22.725	24.302	22.663	1:09.690
3	23.013	25.048	4:03.330	4:51.391	12	23.349	25.682	2:15.150	3:04.181
4	31.066	26.047	22.941	1:20.054	13	36.679	25.744	23.087	1:25.510
5	23.304	24.792	<u>22.598</u>	1:10.694	14	22.955	24.523	23.034	1:10.512
6	<u>22.923</u>	24.748	22.806	1:10.477	15	23.138	24.879	22.913	1:10.930
7	23.075	<u>24.715</u>	22.839	1:10.629	16	22.825	24.377	22.738	1:09.940
8	22.991	24.752	22.643	1:10.386					
9	24.249	26.553	4:59.507	5:50.309	<b>68 Jay NORMOYLE (VIC) (30th)</b>				
10	38.943	33.828	27.523	1:40.294	1	37.995	29.341	26.114	1:33.450
11	24.750	31.908	1:49.949	2:46.607	2	25.143	27.321	25.008	1:17.472
12	33.503	26.677	23.826	1:24.006	3	24.794	27.024	24.734	1:16.552
13	24.286	26.582	2:09.544	3:00.412	4	24.924	26.596	24.652	1:16.172
14	36.270	25.808	23.040	1:25.118	5	25.417	28.574	2:51.840	3:45.831
15	23.039	24.727	22.617	<u>1:10.383</u>	6	39.900	27.444	24.887	1:32.231
					7	24.640	26.185	24.305	1:15.130
<b>29 Liam DANIELS (QLD) (29th)</b>					8	24.596	26.482	24.626	1:15.704

  
 Chief Time Keeper - Scott Laing

  
 Clerk of Course - Tom Williams

Computime Race Timing Systems Pty Ltd © 1996-2008  
 Licensed to Computime Race Timing Systems

[www.computime.com.au](http://www.computime.com.au)

COMPUTIME RACE TIMING SYSTEMS PTY LTD

9 Timber Lane, Glen Waverley, Vic 3150. Ph : 0418 17 13 17

E-mail : [scott@computime.com.au](mailto:scott@computime.com.au)



## AUSTRALIAN SUPERBIKE CHAMPIONSHIP

### Round 2 - Hidden Valley Raceway - NT April 9 - 11



#### VIKING GROUP SUPERBIKES / SUPERSTOCK 1000 A & B




#### Practice 1

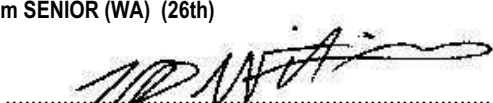
Date: 09/04/10  
 Event: P05  
 Weather: Partly cloudy & humid - 30.0C  
 Track: Dry - Temp: 45.7C

Started at: 10:59:47  
 Laps: 30 Min  
 Starters: 33  
 Printed at: 13:11

#### PROVISIONAL SPLIT TIMES

Lap	Split 1	Split 2	Split 3	Lap Time	Lap	Split 1	Split 2	Split 3	Lap Time
1	33.547	27.477	25.285	1:26.309	9	24.875	26.305	24.431	1:15.611
2	25.057	27.129	25.017	1:17.203	10	24.872	26.442	4:03.856	4:55.170
3	24.657	26.771	24.351	1:15.779	11	43.954	34.283	29.127	1:47.364
4	24.614	26.222	24.446	1:15.282	12	26.253	26.489	24.261	1:17.003
5	24.371	26.189	<b>24.170</b>	1:14.730	13	24.659	<b>26.106</b>	<b>24.131</b>	<b>1:14.896</b>
6	24.316	26.126	25.055	1:15.497	14	<b>24.440</b>	26.455	24.351	1:15.246
7	24.732	26.298	4:23.837	5:14.867	<b>69 Daniel STAUFFER (QLD) (14th)</b>				
8	33.745	26.064	24.228	1:24.037	1	34.658	28.314	24.489	1:27.461
9	<b>24.250</b>	<b>26.023</b>	24.410	<b>1:14.683</b>	2	24.145	24.871	23.228	1:12.244
10	24.379	26.652	25.222	1:16.253	3	23.213	24.598	23.262	1:11.073
<b>31 Christopher BECK (NSW) (23th)</b>					4	25.253	26.512	24.141	1:15.906
1	40.081	32.434	28.716	1:41.231	5	23.153	24.661	8:55.897	9:43.711
2	27.651	28.933	25.759	1:22.343	6	36.089	27.995	24.449	1:28.533
3	24.915	26.241	24.473	1:15.629	7	24.043	25.113	23.291	1:12.447
4	24.612	25.875	23.909	1:14.396	8	23.320	<b>24.375</b>	23.171	1:10.866
5	24.499	25.566	23.965	1:14.030	9	<b>22.882</b>	25.115	23.619	1:11.616
6	25.452	26.631	2:15.328	3:07.411	10	23.242	24.620	23.143	1:11.005
7	42.868	26.258	24.387	1:33.513	11	23.058	24.652	<b>23.138</b>	<b>1:10.848</b>
8	24.699	26.726	24.433	1:15.858	12	23.193	24.691	23.321	1:11.205
9	24.709	25.566	24.051	1:14.326	13	23.093	24.614	23.392	1:11.099
10	25.378	28.418	1:50.982	2:44.778	<b>75 Heath BRINSLEY (VIC) (25th)</b>				
11	39.192	27.207	24.674	1:31.073	1	1:41.376	27.028	25.389	2:33.793
12	24.984	27.140	25.083	1:17.207	2	24.691	26.086	24.462	1:15.239
13	24.195	25.709	23.901	1:13.805	3	<b>24.026</b>	25.478	24.573	1:14.077
14	24.613	25.711	23.900	1:14.224	4	24.589	25.493	<b>23.921</b>	1:14.003
15	24.254	25.594	24.057	1:13.905	5	24.304	<b>25.333</b>	2:32.604	3:22.241
16	25.971	29.083	1:43.693	2:38.747	6	34.909	26.525	25.129	1:26.563
17	36.428	26.385	24.069	1:26.882	7	24.490	26.023	24.145	1:14.658
18	<b>24.134</b>	<b>25.428</b>	<b>23.800</b>	<b>1:13.362</b>	8	24.434	25.742	24.380	1:14.556
<b>32 Cole ODENDAAL (QLD) (21th)</b>					9	24.233	25.657	25.075	1:14.965
1	35.140	28.367	25.289	1:28.796	10	24.348	26.590	2:41.213	3:32.151
2	24.315	26.256	24.546	1:15.117	11	36.410	27.339	24.566	1:28.315
3	24.229	25.782	24.062	1:14.073	12	24.211	27.478	1:40.421	2:32.110
4	24.034	25.878	24.245	1:14.157	13	42.041	26.041	24.030	1:32.112
5	24.368	25.602	24.177	1:14.147	14	24.249	25.595	24.402	1:14.246
6	25.692	28.380	2:04.681	2:58.753	15	24.306	25.377	23.971	<b>1:13.654</b>
7	37.841	28.140	24.542	1:30.523	16	24.286	25.549	1:32.322	2:22.157
8	24.108	25.738	24.303	1:14.149	17	31.476	26.357	25.061	1:22.894
9	24.103	25.617	24.381	1:14.101	<b>77 Adam SENIOR (WA) (26th)</b>				
10	24.030	25.392	24.137	1:13.559					

  
 Chief Time Keeper - Scott Laing

  
 Clerk of Course - Tom Williams



# AUSTRALIAN SUPERBIKE CHAMPIONSHIP

## Round 2 - Hidden Valley Raceway - NT April 9 - 11



### VIKING GROUP SUPERBIKES / SUPERSTOCK 1000 A & B



#### Practice 1

Date: 09/04/10  
Event: P05  
Weather: Partly cloudy & humid - 30.0C  
Track: Dry - Temp: 45.7C

Started at: 10:59:47  
Laps: 30 Min  
Starters: 33  
Printed at: 13:11

#### PROVISIONAL SPLIT TIMES

Lap	Split 1	Split 2	Split 3	Lap Time	Lap	Split 1	Split 2	Split 3	Lap Time
11	24.352	25.571	24.319	1:14.242	1	51.240	26.970	24.942	1:43.152
12	23.999	29.552	1:29.225	2:22.776	2	25.433	26.233	24.769	1:16.435
13	35.723	25.989	24.434	1:26.146	3	24.670	26.531	24.427	1:15.628
14	24.159	25.714	23.962	1:13.835	4	25.386	25.734	24.056	1:15.176
15	23.960	25.379	23.878	1:13.217	5	24.295	25.384	24.082	<b>1:13.761</b>
16	24.069	25.458	23.877	1:13.404	6	<b>24.281</b>	25.367	24.113	<b>1:13.761</b>
17	24.064	25.615	24.088	1:13.767	7	24.961	26.170	2:30.347	3:21.478
18	<b>23.745</b>	<b>25.270</b>	<b>23.780</b>	<b>1:12.795</b>	8	33.960	26.262	24.487	1:24.709
					9	24.732	25.594	<b>24.052</b>	1:14.378
<b>33 Jordan BURGESS (NSW) (18th)</b>					10	24.328	25.557	24.249	1:14.134
1	34.426	27.682	24.431	1:26.539	11	24.695	<b>25.364</b>	24.255	1:14.314
2	24.518	25.680	23.943	1:14.141	12	24.341	25.387	24.227	1:13.955
3	24.150	25.460	23.823	1:13.433					
4	23.819	25.209	23.948	1:12.976	<b>86 Beau BEATON (NSW) (8th)</b>				
5	24.022	25.381	3:17.950	4:07.353	1	34.153	28.093	23.948	1:26.194
6	32.572	29.060	23.768	1:25.400	2	24.231	25.729	23.436	1:13.396
7	23.514	25.757	23.591	1:12.862	3	22.883	24.809	22.760	1:10.452
8	<b>23.463</b>	25.036	<b>23.157</b>	<b>1:11.656</b>	4	<b>22.728</b>	<b>24.755</b>	<b>22.682</b>	<b>1:10.165</b>
9	23.598	<b>24.806</b>	1:42.564	2:30.968	5	22.874	24.936	22.878	1:10.688
10	31.862	25.589	23.769	1:21.220	6	24.059	28.435	2:07.293	2:59.787
11	23.577	25.142	1:21.942	2:10.661	7	34.659	25.727	23.208	1:23.594
12	32.546	25.397	23.308	1:21.251	8	23.299	25.786	1:45.554	2:34.639
13	23.672	25.075	23.784	1:12.531	9	36.220	25.675	23.878	1:25.773
14	23.633	25.110	23.447	1:12.190	10	23.105	26.052	23.918	1:13.075
15	23.710	24.835	24.271	1:12.816	11	23.033	24.765	23.164	1:10.962
16	23.678	24.842	2:45.525	3:34.045	12	23.207	24.849	23.109	1:11.165
17	31.686	25.516	23.355	1:20.557	13	25.693	29.043	2:58.846	3:53.582
18	23.589	24.953	23.469	1:12.011	14	40.649	26.655	23.886	1:31.190
					15	23.174	25.015	23.177	1:11.366

The results are provisional until the end of the time limit for protests and appeals.

Chief Time Keeper - Scott Laing

Clerk of Course - Tom Williams

Computime Race Timing Systems Pty Ltd © 1996-2008  
Licensed to Computime Race Timing Systems

[www.computime.com.au](http://www.computime.com.au)

**COMPUTIME RACE TIMING SYSTEMS PTY LTD**

9 Timber Lane, Glen Waverley, Vic 3150. Ph : 0418 17 13 17

E-mail : [scott@computime.com.au](mailto:scott@computime.com.au)